

Scaled data based on original data using  
LM-79-08 Approved Method: Electrical and Photometric Measurements of Solid-  
State Lighting Products

Test Report Prepared for  
Cooper Lighting Solutions  
(formerly Eaton)

Brand: McGRAW-EDISON

Report Number: P386525

Luminaire Tested: **GWC-SA2B-722-U-SL2**

Issue Date: 3/3/2020

### Test Information

Test Method: LM-79-08  
Report Number: P386525  
TEST IS SCALED FROM IESNA LM-79-08 TEST DATA (G2-1903-205-20)  
Test Lab: INNOVATION CENTER  
Issue Date: 3/3/2020  
Manufacturer: COOPER LIGHTING SOLUTIONS (FORMERLY EATON)  
Product Line: MCGRAW-EDISON  
Catalog Number: GWC-SA2B-722-U-SL2  
Description: GALLEON WALL LUMINAIRE  
(2) 70 CRI, 2200K, 800mA LIGHTSQUARES WITH 16 LEDS EACH AND TYPE II SPILL  
LIGHT ELIMINATOR OPTICS  
Light Source: -  
Ballast/Driver: ELECTRONIC DRIVER

### Summary

Lumens per Lamp: N/A  
Luminaire Lumens: 8589 lumens  
Efficiency: N/A  
Efficacy: 101.0 lumens/watt  
Luminous Opening: Rectangular (W 1' x L: 0.5' x H: 0')  
IES Classification: Type III - Medium  
BUG Rating: B2 - U0 - G3

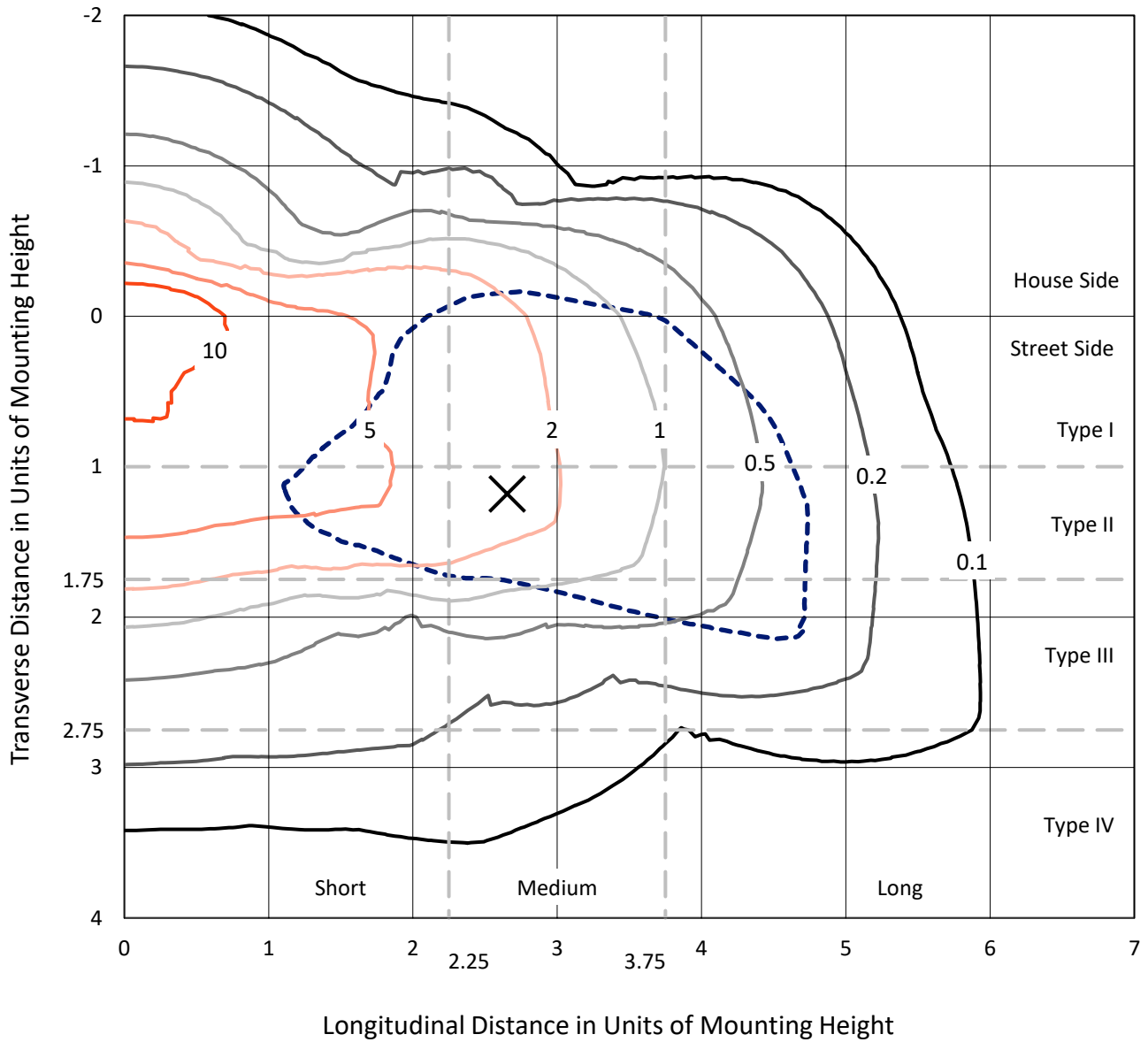
Input Watts (W): 85  
Input Voltage (V): NR  
Input Current (A<sub>in</sub>): NR  
Voltage Rise (V): NR  
Power Factor: NR  
Total Harmonic Distortion (THDi): NR  
Frequency (hertz): 60  
Stabilization Time: NR  
Operation Time: NR  
Ambient Temperature (°C): NR  
Test Distance: 24 FT



REPORT NUMBER: P386525  
 CATALOG NUMBER: GWC-SA2B-722-U-SL2

### Iso-Footcandle Lines of Horizontal Illumination

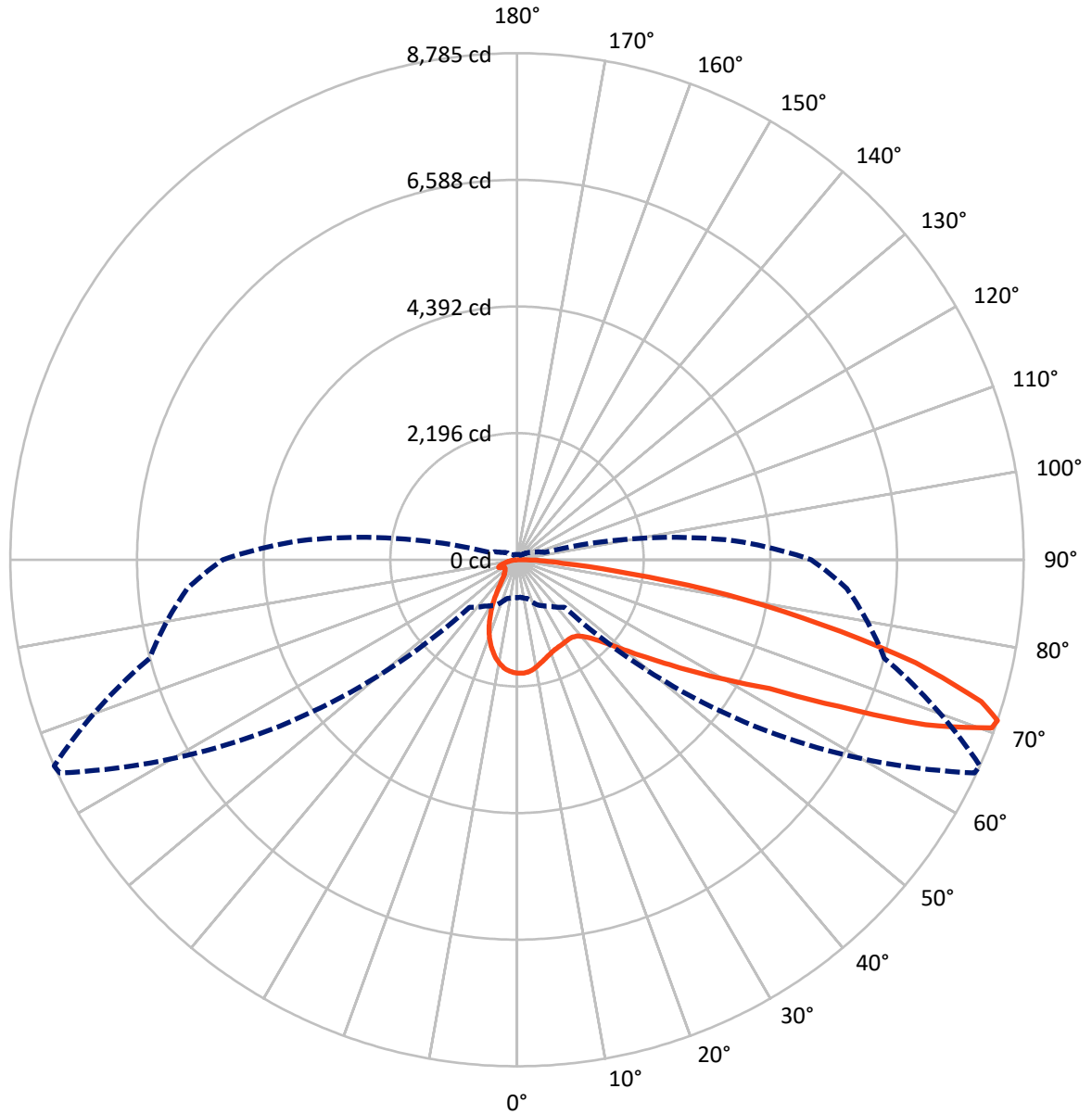
× Max cd  
 - - - 1/2 Max cd



Based on 10 foot mounting height. Maximum calculated value = 19.7 fc  
 Type III - Medium - N/A

REPORT NUMBER: P386525  
CATALOG NUMBER: GWC-SA2B-722-U-SL2

### Luminous Intensity Polar Plot



— Vertical Plane Through 66-Deg Lateral    - - - Horizontal Cone Through 71-Deg Vertical



REPORT NUMBER: P386525

CATALOG NUMBER: GWC-SA2B-722-U-SL2

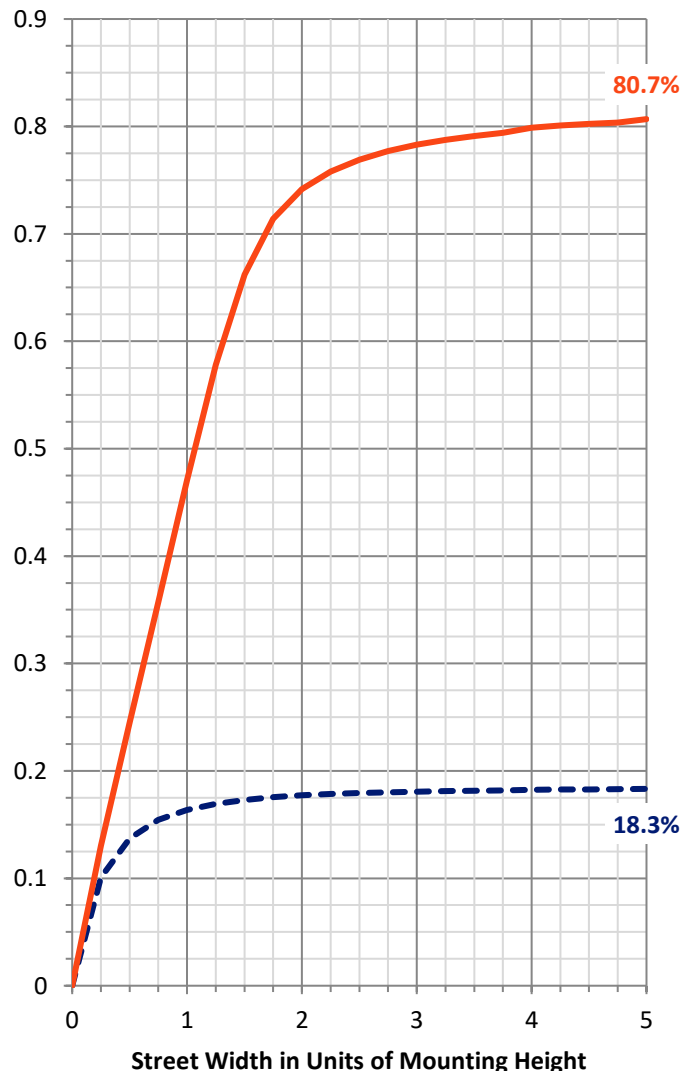
**FLUX DISTRIBUTION:**

		Downward	Upward	Total
<b>House Side</b>	Lumens	1591.8	0.0	1591.8
	% Fixture	18.5	0.0	18.5
<b>Street Side</b>	Lumens	6997.2	0.0	6997.2
	% Fixture	81.5	0.0	81.5
<b>Total</b>	Lumens	8589.0	0.0	8589.0
	% Fixture	100.0	0.0	100.0

**Coefficient of Utilization**

**ZONAL LUMENS:**

Zone	Lumens	% Fixture
0°-10°	173.2	2.0
10°-20°	415.4	4.8
20°-30°	558.0	6.5
30°-40°	734.0	8.5
40°-50°	1067.8	12.4
50°-60°	1668.0	19.4
60°-70°	2089.4	24.3
70°-80°	1593.8	18.6
80°-90°	289.4	3.4
90°-100°	0.0	0.0
100°-110°	0.0	0.0
110°-120°	0.0	0.0
120°-130°	0.0	0.0
130°-140°	0.0	0.0
140°-150°	0.0	0.0
150°-160°	0.0	0.0
160°-170°	0.0	0.0
170°-180°	0.0	0.0
0°-90°	8589.0	100.0
0°-180°	8589.0	100.0



REPORT NUMBER: P386525

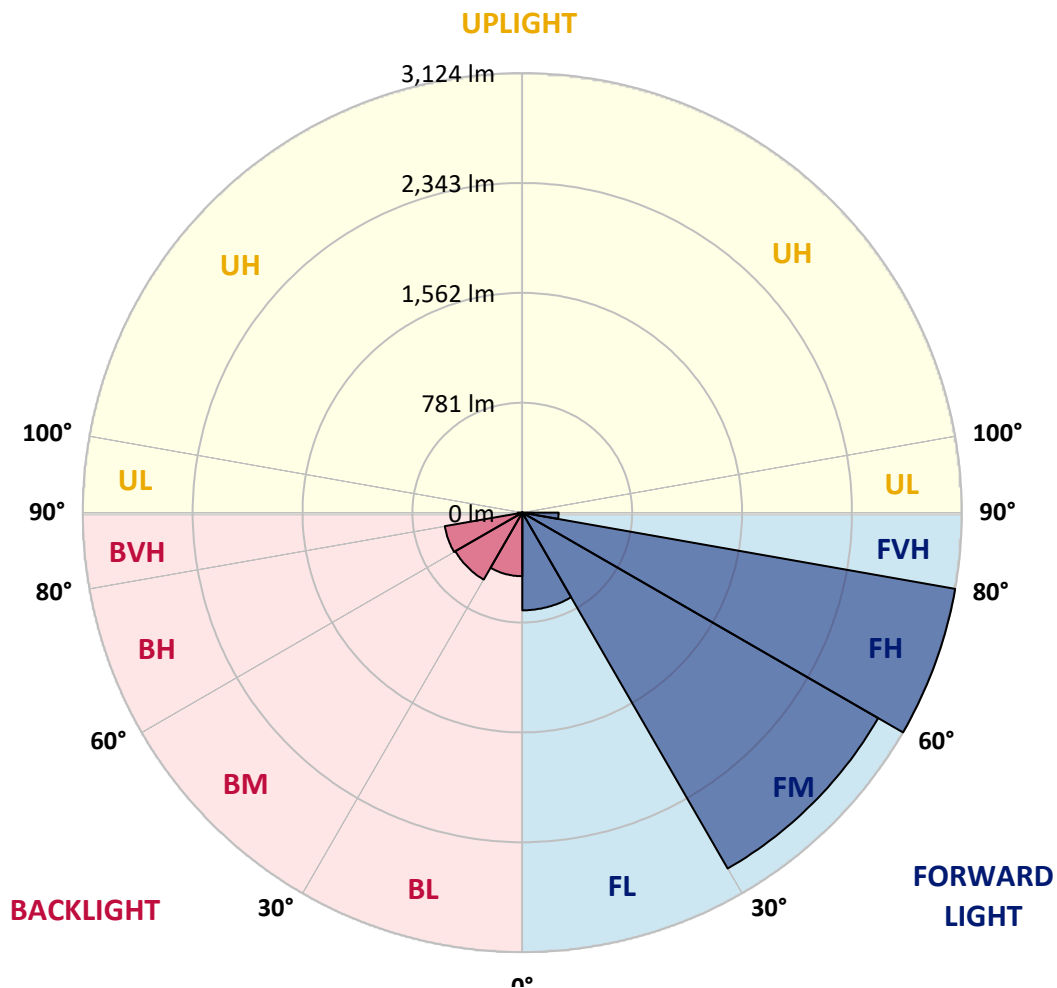
CATALOG NUMBER: GWC-SA2B-722-U-SL2

**LUMINAIRE CLASSIFICATION SYSTEM LUMEN TABLE AND BUG RATING:**

Zone	Lumens	% Fixture	Zone Rating/Lumen Limit		
			B	U	G
FL (0°-30°)	694.5	8.1			
FM (30°-60°)	2920.7	34.0			
FH (60°-80°)	3123.9	36.4			G2/5000
FVH (80°-90°)	258.1	3.0			G3/500
BL (0°-30°)	452.0	5.3	B1/500		
BM (30°-60°)	549.1	6.4	B1/1000		
BH (60°-80°)	559.3	6.5	B2/1000		G2/1000
BVH (80°-90°)	31.3	0.4			G1/100
UL (90°-100°)	0.0	0.0		U0/0	
UH (100°-180°)	0.0	0.0		U0/0	

**BUG Rating: B2-U0-G3**

Type III Medium





REPORT NUMBER: P386525

CATALOG NUMBER: GWC-SA2B-722-U-SL2

**CANDELA DISTRIBUTION (FULL):**

	0°	5°	15°	25°	35°	45°	55°	65°	66°	75°	85°
0°	1967.6	1967.6	1967.6	1967.6	1967.6	1967.6	1967.6	1967.6	1967.6	1967.6	1967.6
2.5°	1931.1	1928.1	1937.0	1946.2	1949.8	1955.7	1964.6	1969.6	1969.4	1970.2	1967.3
5°	1803.0	1799.1	1816.9	1831.5	1859.3	1890.8	1929.0	1956.3	1956.9	1972.3	1976.5
7.5°	1681.7	1679.0	1699.5	1722.9	1755.2	1803.3	1865.3	1924.0	1927.5	1969.4	1983.9
10°	1584.4	1583.8	1603.7	1629.2	1666.9	1720.6	1791.7	1877.7	1883.1	1955.1	1985.1
12.5°	1508.5	1509.7	1526.9	1556.0	1595.7	1651.8	1728.9	1825.8	1834.4	1932.6	1978.2
15°	1452.5	1457.2	1471.2	1500.5	1539.7	1596.6	1675.8	1777.8	1790.8	1907.4	1974.4
17.5°	1420.4	1425.8	1435.6	1459.9	1496.7	1551.5	1626.5	1738.3	1750.2	1888.1	1974.7
20°	1411.0	1415.4	1421.0	1435.9	1467.0	1516.8	1587.7	1702.8	1715.5	1872.7	1977.7
22.5°	1429.6	1432.9	1433.5	1432.3	1451.3	1491.9	1559.5	1676.7	1690.3	1862.6	1979.7
25°	1469.7	1474.1	1470.9	1459.9	1453.7	1478.6	1545.0	1659.5	1673.1	1855.2	1975.6
27.5°	1529.9	1530.5	1527.8	1513.6	1484.2	1480.1	1540.5	1649.4	1662.4	1846.6	1967.0
30°	1611.7	1615.6	1610.8	1591.6	1543.5	1503.8	1545.9	1639.6	1651.5	1835.6	1953.0
32.5°	1707.5	1717.0	1716.7	1696.5	1627.7	1556.9	1567.8	1633.7	1642.9	1824.0	1936.1
35°	1806.8	1819.9	1844.2	1835.6	1750.5	1640.8	1609.9	1643.2	1649.4	1822.6	1924.3
37.5°	1910.0	1923.1	1973.2	1996.3	1896.7	1760.9	1676.4	1676.7	1679.6	1840.7	1923.4
40°	2018.0	2031.9	2107.2	2167.4	2086.2	1913.0	1783.4	1746.6	1743.4	1885.1	1940.9
42.5°	2169.2	2181.7	2272.1	2348.9	2296.4	2107.8	1931.4	1854.6	1847.8	1972.3	1996.9
45°	2360.5	2371.2	2467.3	2549.4	2522.4	2330.2	2117.3	2003.2	2002.0	2117.6	2110.5
47.5°	2587.9	2596.2	2682.5	2762.0	2771.8	2586.2	2351.0	2232.4	2213.1	2316.9	2286.4
50°	2824.9	2834.1	2892.8	2978.2	3050.9	2928.7	2651.7	2513.2	2487.4	2579.9	2535.5
52.5°	2981.8	2993.9	3044.9	3153.2	3364.6	3304.1	3007.3	2853.6	2814.5	2898.7	2864.6
55°	2911.8	2939.1	3017.0	3190.5	3615.5	3877.6	3445.8	3250.7	3206.5	3276.5	3256.4
57.5°	2593.6	2630.9	2737.4	3005.2	3650.8	4382.9	4108.9	3718.4	3687.2	3667.1	3676.3
60°	2012.1	2047.9	2179.9	2528.9	3404.9	4751.8	5106.8	4294.9	4249.8	4059.1	4067.4
62.5°	1424.0	1405.9	1496.4	1751.7	2766.8	4795.1	6242.3	5065.9	4917.6	4473.1	4436.6
65°	1085.9	1081.8	1122.4	1203.7	1675.8	4277.1	6918.7	6361.8	6130.2	4960.0	4874.0
67.5°	892.3	884.9	924.9	1043.2	1079.1	2759.3	6933.5	7865.3	7637.8	5566.1	5379.9
70°	733.7	725.3	762.7	915.4	997.3	1399.4	5835.4	8745.7	8733.5	6333.6	5761.9
71°	657.7	651.8	696.6	866.2	979.8	1166.3	5038.3	8748.1	8784.5	6593.4	5739.3
72.5°	535.6	537.6	585.1	771.0	966.7	1029.9	3703.0	8340.3	8417.4	6841.0	5534.4
75°	355.9	357.6	419.9	593.1	937.4	1007.7	2035.2	6998.5	7140.2	6692.7	5050.2
77.5°	239.0	238.4	280.8	406.9	816.7	1007.7	1193.3	5234.3	5390.0	5325.3	3893.3
80°	164.6	163.4	193.3	280.8	618.3	1019.8	922.6	3668.3	3715.4	2875.9	1582.4
82.5°	100.8	101.7	126.3	198.4	420.8	917.8	871.0	2000.2	1948.9	806.6	395.3
85°	57.8	57.5	80.7	134.3	270.2	774.6	849.3	860.9	789.7	242.9	142.9
87.5°	20.8	22.2	43.3	74.4	154.8	539.4	720.6	447.8	403.6	109.7	64.6
90°	0.0	0.0	0.0	0.0	0.0	0.0	0.0	0.0	0.0	0.0	0.0



REPORT NUMBER: P386525  
 CATALOG NUMBER: GWC-SA2B-722-U-SL2

**CANDELA DISTRIBUTION (continued):**

	90°	95°	105°	115°	125°	135°	145°	155°	165°	175°	180°
0°	1967.6	1967.6	1967.6	1967.6	1967.6	1967.6	1967.6	1967.6	1967.6	1967.6	1967.6
2.5°	1965.2	1967.0	1964.9	1953.0	1943.0	1926.7	1917.5	1904.7	1900.9	1899.1	1903.8
5°	1972.6	1973.2	1955.7	1924.6	1889.6	1848.4	1818.7	1782.2	1765.0	1757.6	1762.4
7.5°	1979.4	1976.8	1938.5	1878.9	1814.3	1742.5	1678.7	1620.3	1586.2	1572.3	1573.5
10°	1980.3	1969.1	1907.7	1815.4	1715.2	1609.9	1512.1	1421.9	1365.0	1327.9	1339.2
12.5°	1971.1	1952.2	1862.3	1733.3	1594.2	1450.7	1318.4	1183.2	1102.0	1064.3	1065.5
15°	1964.0	1929.6	1806.5	1636.6	1449.8	1259.7	1079.1	920.2	833.6	795.0	776.9
17.5°	1958.1	1905.3	1741.9	1527.8	1279.3	1038.2	821.1	679.4	631.9	620.7	615.9
20°	1949.8	1879.5	1669.8	1401.8	1085.1	790.3	599.6	529.6	529.9	543.0	544.8
22.5°	1938.2	1850.1	1593.0	1260.3	876.6	575.6	470.0	449.9	470.3	495.2	499.7
25°	1921.0	1815.4	1507.6	1104.0	668.4	442.4	401.5	400.6	425.5	451.6	455.5
27.5°	1896.7	1770.1	1412.7	936.2	492.6	376.0	359.7	365.9	384.3	403.3	404.8
30°	1864.1	1717.3	1308.1	759.2	386.1	334.8	333.0	338.7	349.9	363.3	364.5
32.5°	1828.2	1663.6	1196.3	587.8	330.6	312.6	314.3	317.0	322.3	327.7	328.9
35°	1795.6	1608.8	1081.8	446.6	304.3	298.0	296.8	296.2	296.8	295.1	295.4
37.5°	1774.5	1563.4	962.6	355.6	289.1	285.3	281.7	277.3	272.2	269.3	269.9
40°	1766.8	1529.6	841.9	307.2	276.7	274.0	267.2	257.7	251.8	250.0	250.0
42.5°	1787.6	1512.1	725.3	282.9	266.3	261.8	250.6	239.6	235.2	234.9	234.6
45°	1851.0	1519.2	614.4	269.6	256.8	248.2	233.4	224.2	221.2	221.8	221.5
47.5°	1964.9	1564.0	519.5	260.7	247.3	236.0	219.4	212.0	208.5	208.5	208.8
50°	2158.5	1668.7	443.9	253.2	239.3	224.8	209.4	200.2	195.4	195.1	195.1
52.5°	2440.6	1856.1	396.8	247.0	230.4	214.7	199.3	187.7	182.1	180.9	180.3
55°	2794.0	2124.7	383.7	242.9	218.6	203.7	187.1	175.6	169.3	166.7	166.4
57.5°	3189.3	2451.5	409.5	237.8	206.4	190.7	173.8	162.8	156.3	153.0	152.7
60°	3589.4	2808.3	514.8	230.7	196.3	176.4	160.1	150.1	143.5	140.0	139.4
62.5°	3990.0	3184.3	729.8	230.1	189.2	162.8	146.2	137.6	131.4	127.5	126.6
65°	4441.9	3595.9	974.1	245.8	186.8	150.3	132.0	125.1	119.8	116.2	115.9
67.5°	4960.9	4060.6	950.7	278.2	194.8	139.1	118.6	113.3	109.4	106.5	106.2
70°	5204.4	3987.9	591.0	301.0	206.1	128.1	105.9	102.0	99.0	97.0	96.1
71°	5102.3	3786.6	495.5	298.3	204.9	123.4	100.8	97.9	94.9	93.1	92.2
72.5°	4824.2	3453.3	413.4	277.6	191.6	114.8	94.3	91.3	88.7	86.6	86.0
75°	4329.0	3084.1	330.9	221.8	152.7	97.0	82.7	79.5	77.4	76.2	75.0
77.5°	3182.2	2201.0	255.9	175.3	112.4	79.2	70.6	68.2	66.1	64.4	63.5
80°	1219.1	852.6	172.3	130.8	82.4	62.6	56.9	55.8	53.7	52.5	52.5
82.5°	328.3	254.7	91.9	79.2	55.2	45.7	43.6	43.0	41.2	38.8	39.1
85°	132.9	112.4	51.6	43.6	33.8	27.0	29.4	29.7	27.6	24.6	24.9
87.5°	58.4	47.7	28.8	19.3	14.8	10.4	13.3	13.3	12.2	10.1	9.2
90°	0.0	0.0	0.0	0.0	0.0	0.0	0.0	0.0	0.0	0.0	0.0



Signify Classified - Internal  
Cooper Lighting Solutions Photometric Lab  
1121 Highway 74 South  
Peachtree City, GA 30269

Scaled Data Report



Report Generated By 670245982

Signify Classified - Internal  
Cooper Lighting Solutions Photometric Lab  
1121 Highway 74 South  
Peachtree City, GA 30269

Scaled Data Report



Signify Classified - Internal  
Cooper Lighting Solutions Photometric Lab  
1121 Highway 74 South  
Peachtree City, GA 30269

Scaled Data Report



Signify Classified - Internal  
Cooper Lighting Solutions Photometric Lab  
1121 Highway 74 South  
Peachtree City, GA 30269

Scaled Data Report



Signify Classified - Internal  
Cooper Lighting Solutions Photometric Lab  
1121 Highway 74 South  
Peachtree City, GA 30269

Scaled Data Report



--- HS    — SS

Signify Classified - Internal  
Cooper Lighting Solutions Photometric Lab  
1121 Highway 74 South  
Peachtree City, GA 30269

Scaled Data Report



u

Signify Classified - Internal  
Cooper Lighting Solutions Photometric Lab  
1121 Highway 74 South  
Peachtree City, GA 30269

Scaled Data Report



Signify Classified - Internal  
Cooper Lighting Solutions Photometric Lab  
1121 Highway 74 South  
Peachtree City, GA 30269

Scaled Data Report



(END OF REPORT)